

3rd Generation Series 3-Cylinder Diesel Engine

AGCO SISU POWER's 3-cylinder 3rd Generation series engines are designed for demanding off-road machinery applications because of their robust construction, durability, reliability and strong torque. An improved combustion process is the result of continuous research and development.

Increased power density – reduced gas and noise emissions

Meeting both the European and US Stage 3A / Tier III emission requirements, this series offers reduced emissions in conjunction with increased power density, greater torque and good fuel economy. Combustion noise has also been reduced through the use of pilot injection. Mechanical noise is reduced through a new timing gear.

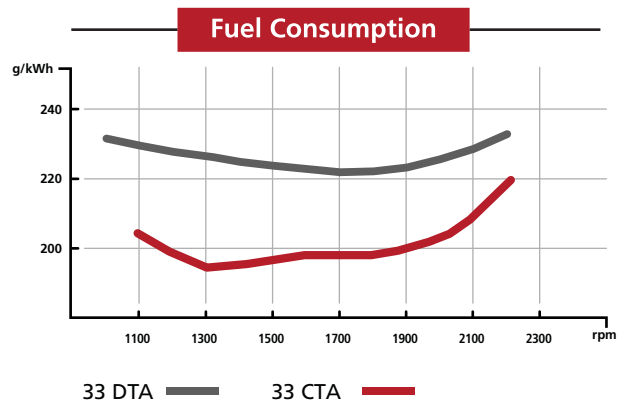
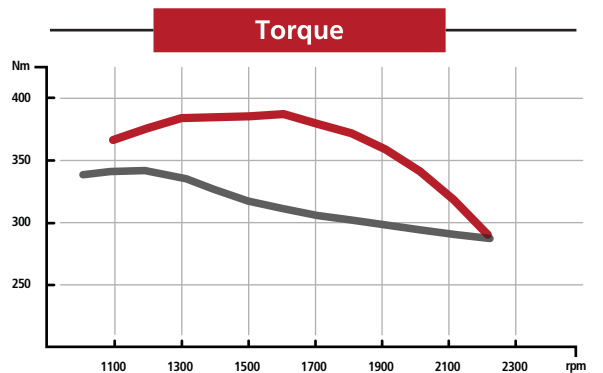
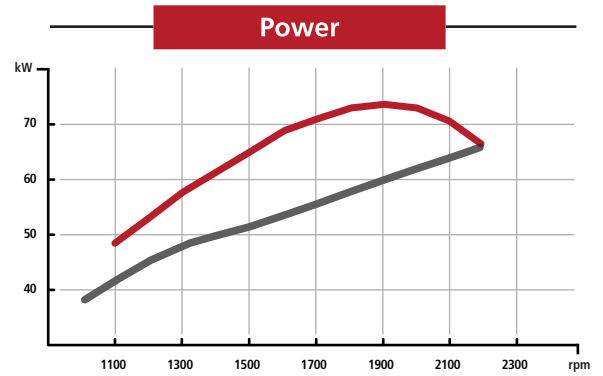
Fuel injection system

In engines higher than 75kW, a Common Rail fuel injection system, with software and components from Robert Bosch GmbH, allows substantially higher injection pressures than conventional, mechanical systems. Customized program design and CAN bus communication software have been developed by AGCO SISU POWER. Engines below 75 kW feature the reliable Bosch VE series injection pump with mechanical governor. All engines are based on the same robust engine design.

3rd Generation electronic engine control system

3rd Generation series Common Rail engines feature the SisuTronic EEM3, a 3rd generation electronics control system based on years of development and experience. This system phases injections up to five stages during one combustion process.

AGCO SISU POWER
3rd Generation Series
engines have durability,
robust construction,
and reliability.



All curves are examples of existing customer applications



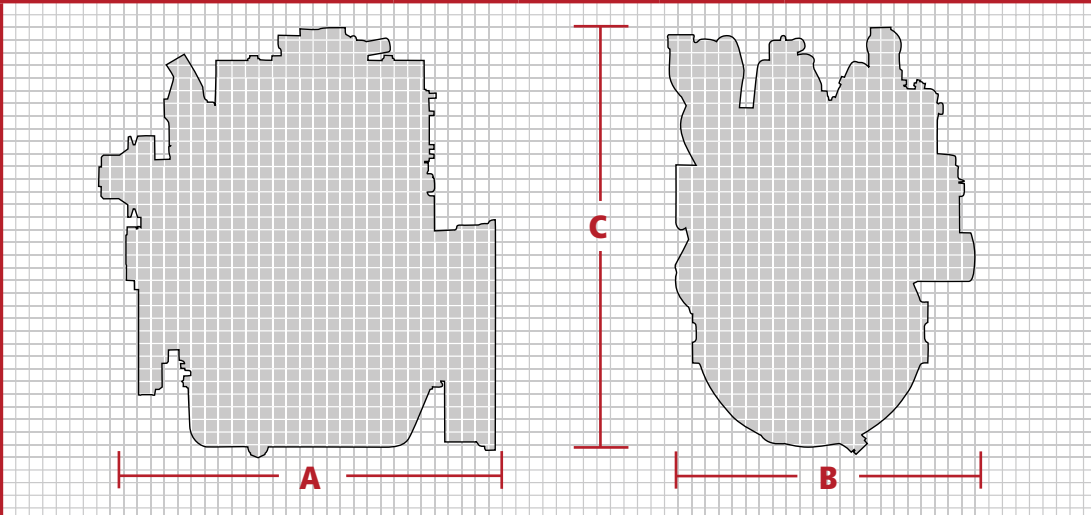
No Compromises

Increased Power Reduced Emissions Improved Fuel Economy

ENGINE TYPE	33 DTA	33 CTA
Rated power (kw)	54 - 74	44 - 74
Nominal speed (rpm)	2150 - 2270	2100
Rated torque (Nm)	280 - 384	280 - 470
At speed (rpm)	1290 - 1360	1400 - 1500
Number of cylinders	3	3
Displacement (Litres)	3,3	3,3
Cylinder bore (mm)	108	108
Stroke (mm)	120	120
Rotation direction (seen from flywheel end)	CCW	CCW
Aspiration	Turbocharged and charged air cooled	
Type of intercooler	Air to air	Air to air
Emission certification	EU Stage 3 A / EPA Tier3	
Injection system	Rotary mech.	Common Rail

The peak ratings for combine harvester applications.

ENGINE TYPE	Dimensions mm			Dry Weight kg
	A	B	C	
33 DTA, 33 CTA	765	550	750	330



The technical drawing shows the engine's footprint on a grid. Dimension A is the overall width, dimension B is the width of the main engine block, and dimension C is the height of the engine block.